





EasyColor™

Direct to Vinyl (DTV™)

SPECIFICATIONS

Composition	Average Thickness	Carrier	Certifications
PU	100 microns	non adhesive	   

APPLICATION INSTRUCTIONS

Applies on	SUGGESTED CUTTING SETTINGS			TRANSFER SETTINGS			
cotton, polyester, poly/cotton blends, elasthan (not suited for treated and dye sublimated textiles)	Blade	Pressure	Speed	Time	Temperature	Pressure	Peel
	45°	50 gf	20 cm/sec	15 seconds	155°C (311°F)	Medium (2,5/3,5 bar)	warm

- Print, cut and peel off excess material
- Remove the print by hand - or with the help of TTD Advanced
- Without TTD = preheat the underplaten for 5 sec. / 155°C.**
- Place the decoration on the garment (**without TTD > cover with siliconized paper)
- Apply following the recommended parameters and remove the TTD/siliconized paper warm
- For CRAFT:
 - Let the print dry for 5 minutes.
 - Juliet settings: 45° blade, force 6, speed 10
 - Silhouette settings: blade 3, force 3, speed 8. - Cricut settings: Everyday iron on
 - Home iron: "silk" setting & cover the transfer with parchment-paper & iron for 90 seconds (for an A5)
 - Remove the parchment-paper warm

PRODUCT HIGHLIGHTS

- One-piece designs do not need an application-tape
- Suitable for nearly all common ink-jet-systems
- Variable finish matte or glossy depending on parchment-paper or siliconized paper
- Very fast to weed

 Due to the large variety of desktop inkjet printers and inks, we highly recommend to perform a test before launching a production. In case of application on white or light-colored 100% cotton clothing, it is recommended to perform a 40°C wash cycle of at least 60 minutes (not inside-out) before wearing the garment. *

For best printing results with desktop ink-jet printers, we recommend Canon, HP and Brother. For other brands, please send a request by mail to info@siser.it.

CARE AND WASHING RECOMMENDATIONS

Washing	Ironing	Tumble dry	Dry cleaning	Storage Shelf Life	Storage Temperature	Storage Conditions	Position
Up to 40°C	YES best inside-out	YES (synthetic cycle)	NO	Up to 2 years	Between 18°C and 26°C	Away from sunlight and dust	Vertical

- Wait 24 hours after the application before the first wash
- Respect the textile recommendations
- Do not bleach or use aggressive chemical agents

 This document can be subject to variations. Updated versions are available on www.siser.com
For further information, please contact our sales office: info@siser.it



Siser s.r.l.
Viale della Tecnica, 18
36100 Vicenza - Italy

Tel. +39 0444.287960
Fax +39 0444.287959
info@siser.it
www.siser.com

r.e.a. vi 171856
reg. imp. vi n° 14971
c.s. € 103.300 i.v.
p.iva 01591490246



Management System
ISO 9001:2015
ISO 14001:2015
www.tuv.com
ID: 9105027958

